

2021 SBTi Greenhouse Gas Inventory

2021 Greenhouse Gas (GHG) Inventory

Scope	Activity Type	Year				% Change from Baseline Year (2018)	Change from Previous Year (2020)	% Change from Previous Year (2020)
		2018	2019	2020	2021			
		Tonnes CO ₂ e	Tonnes CO ₂ e	Tonnes CO ₂ e	Tonnes CO ₂ e	%	Tonnes CO ₂ e	%
Scope 1	Stationary combustion	10.36	10.68	11.38	6.23	-39.9%	-5.15	-45.3%
	Mobile combustion	71.58	74.21	38.01	45.22	-36.8%	7.21	19.0%
	Fugitive emissions from air-conditioning							
	Other fugitive or process emissions							
	Total Scope 1		81.93	84.89	49.39	51.44	-37.2%	2.05
Scope 2	Purchased electricity - location based	115.79	109.28	81.34	77.28	-33.3%	-4.06	-5.0%
	Purchased electricity - market based	115.79	109.28	81.34	77.28	-33.3%	-4.06	-5.0%
	Purchased heat and steam		N/A	N/A	N/A			
	Total Scope 2 - Location based + heat and steam	115.79	109.28	81.34	77.28	-29.8%	-4.06	-5.0%
	Total Scope 2 - market based + heat and steam	115.79	109.28	81.34	77.28	-29.8%	-4.06	-5.0%
	Total Scope 1 & 2 (Location Based)	197.72	194.17	130.73	128.72	-33.9%	-2.01	-1.5%
	Total Scope 1 & 2 (Market Based)	197.72	194.17	130.73	128.72	-33.9%	-2.01	-1.5%
Scope 3	Cat 1: Purchased goods and services	3116.79	2260.11	1862.36	2694.07	-40.2%	831.71	44.7%
	Cat 2: Capital goods	90.22	148.63	9.52	119.47	-89.4%	109.95	1154.4%
	Cat 3: Fuel-and energy-related activities (not included in scope 1 or scope 2)	89.05	72.35	49.17	80.88	-44.8%	31.72	64.5%
	Cat 3A. Upstream emissions of purchased fuels	76.04	59.93	39.56	39.92	-48.0%	0.36	0.9%
	Cat 3B. Upstream emissions of purchased electricity	3.14	3.15	2.61	34.12	-16.8%	31.51	1207.0%
	Cat 3C. Transmission and distribution (T&D) losses	9.87	9.28	7.00	6.84	-29.1%	-0.16	-2.2%

Note 1

Note 2

Note 3

Note 3

Scope	Activity Type	Year				% Change from Baseline Year (2018)	Change from Previous Year (2020)	% Change from Previous Year (2020)
		2018	2019	2020	2021			
		Tonnes CO ₂ e	Tonnes CO ₂ e	Tonnes CO ₂ e	Tonnes CO ₂ e	%	Tonnes CO ₂ e	%
	Cat 3D. Generation of purchased electricity that is sold to end users	N/A	N/A	N/A	N/A	N/A	N/A	N/A
	Cat 4: Upstream transportation and distribution	68.60	63.36	38.67	53.85	-43.6%	15.17	39.2%
	Cat 5: Waste generated in operations	25.09	21.33	20.57	19.10	-18.0%	-1.47	-7.1%
	Cat 6: Business travel	110.61	44.63	7.83	12.79	-92.9%	4.96	63.4%
	Cat 7: Employee commuting	139.44	115.02	104.73	92.57	-24.9%	-12.16	-11.6%
	Cat 8: Upstream leased assets	N/A	N/A	N/A	N/A	N/A	N/A	N/A
	Cat 9: Downstream transportation and distribution	83.36	84.87	85.17	86.73	2.2%	1.56	1.8%
	Cat 10: Processing of sold products	N/A	N/A	N/A	N/A	N/A	N/A	N/A
	Cat 11: Use of sold products	9.33	12.54	9.09	9.38	-2.6%	0.29	3.2%
	Cat 12: End-of-life treatment of sold products	0.29	0.31	0.23	0.22	-20.3%	-0.01	-3.3%
	Cat 13: Downstream leased assets	N/A	N/A	N/A	N/A	N/A	N/A	N/A
	Cat 14: Franchises	N/A	N/A	N/A	N/A	N/A	N/A	N/A
	Cat 15: Investments	N/A	N/A	N/A	N/A	N/A	N/A	N/A
	Total Scope 3	3732.77	2823.15	2187.34	3169.06	-41.4%	981.7	44.9%

Note 4

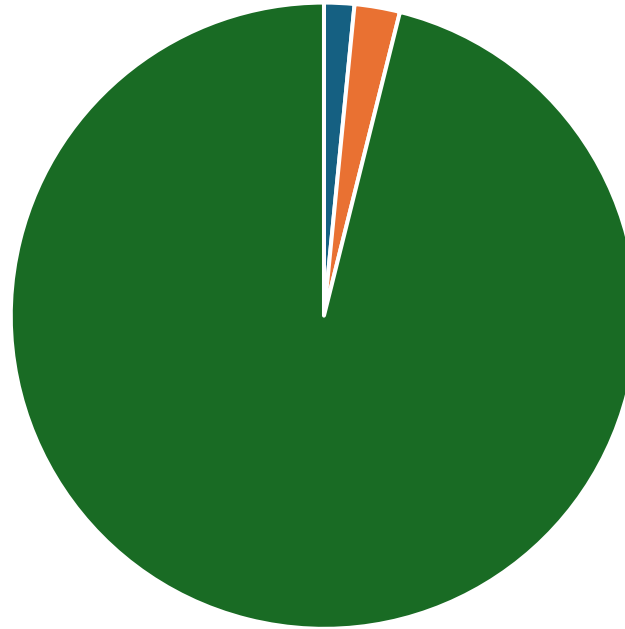
Note 1: COVID lockdowns removed during 2021 – increased travel levels

Note 2: Higher Capital Investment levels

Note 3: Significantly increased Czech emission factor

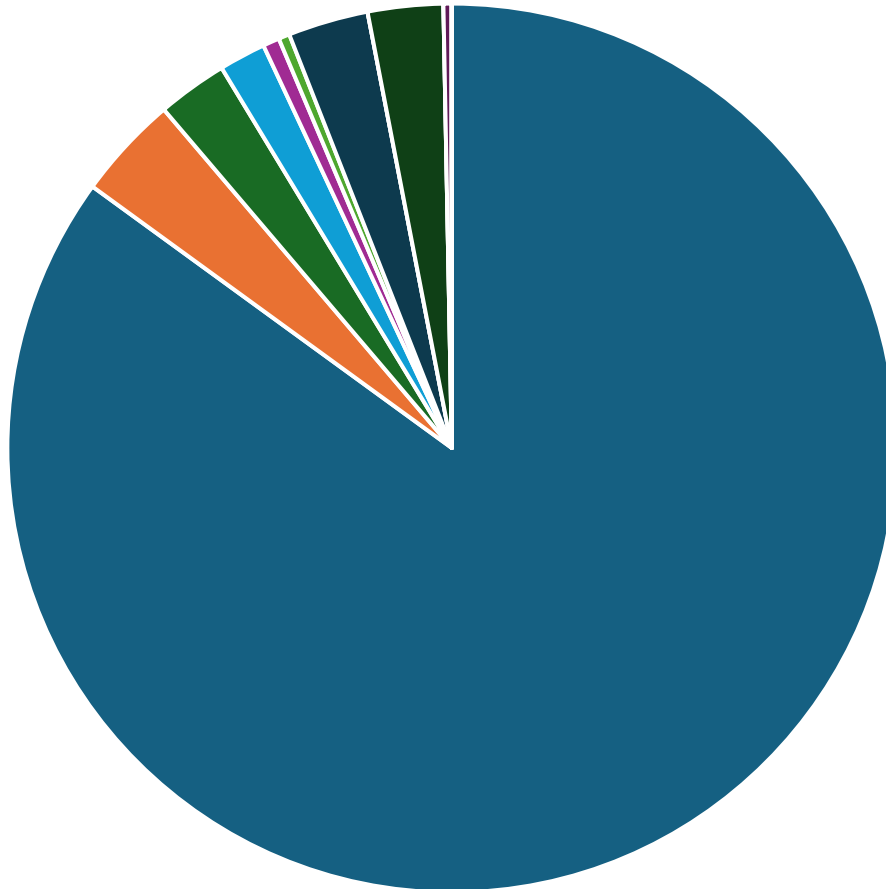
Note 4: COVID lockdowns removed during 2021 – increased travel levels

2021 - Emissions by Scope
Tonnes CO₂e

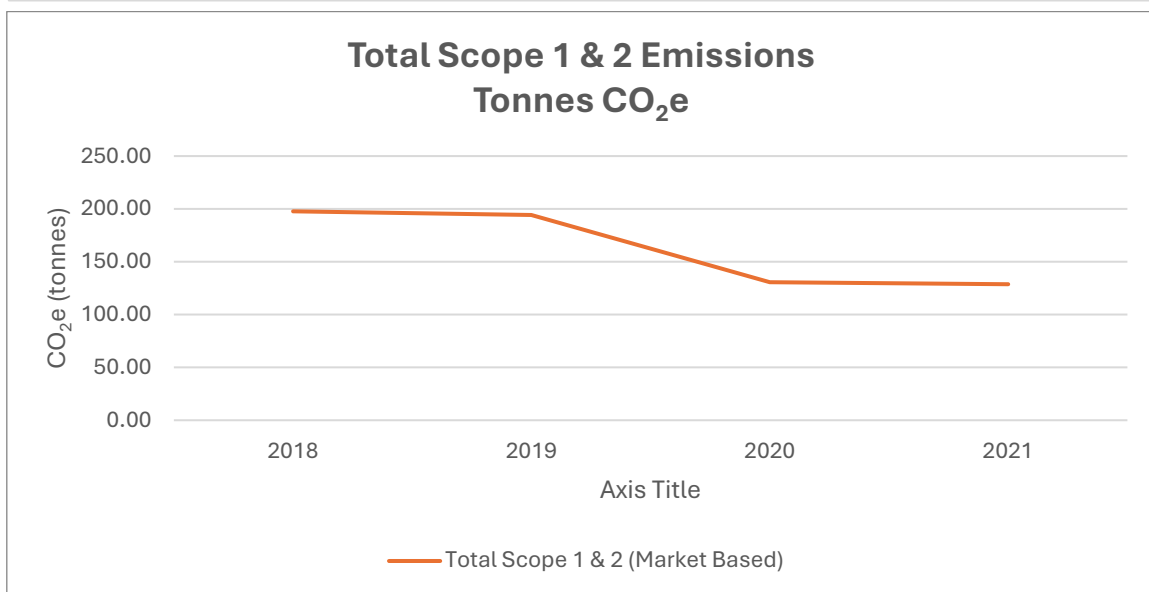
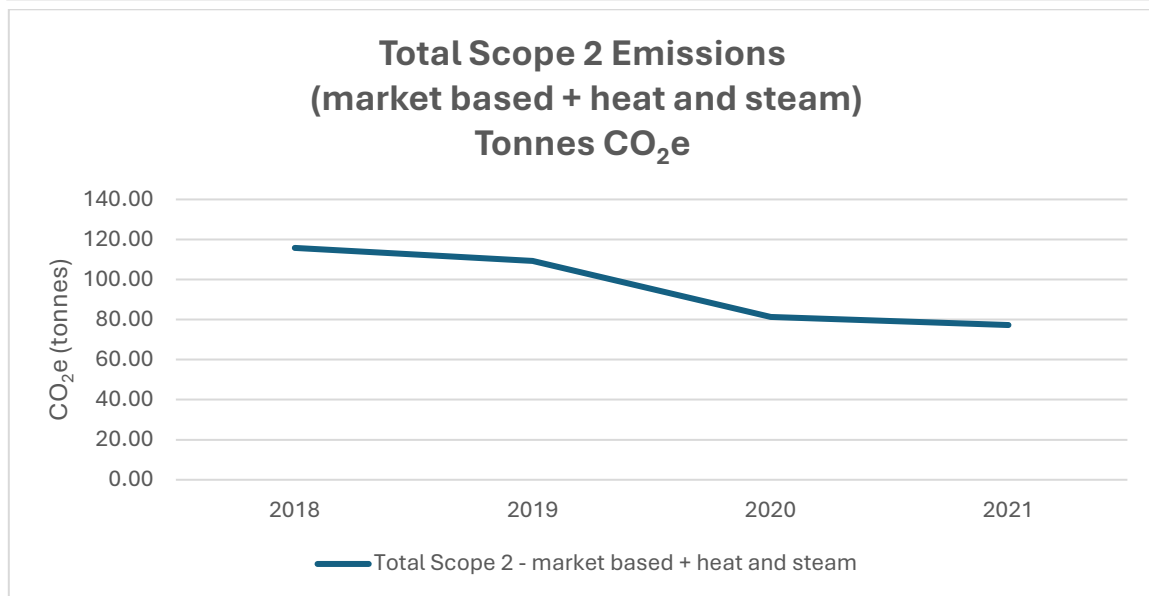
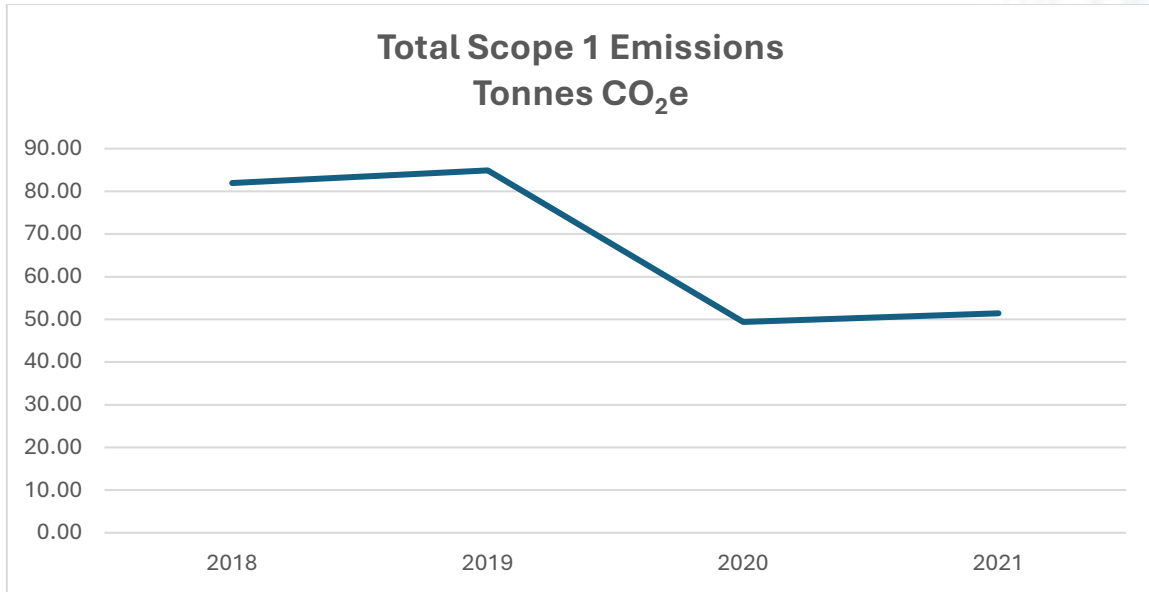


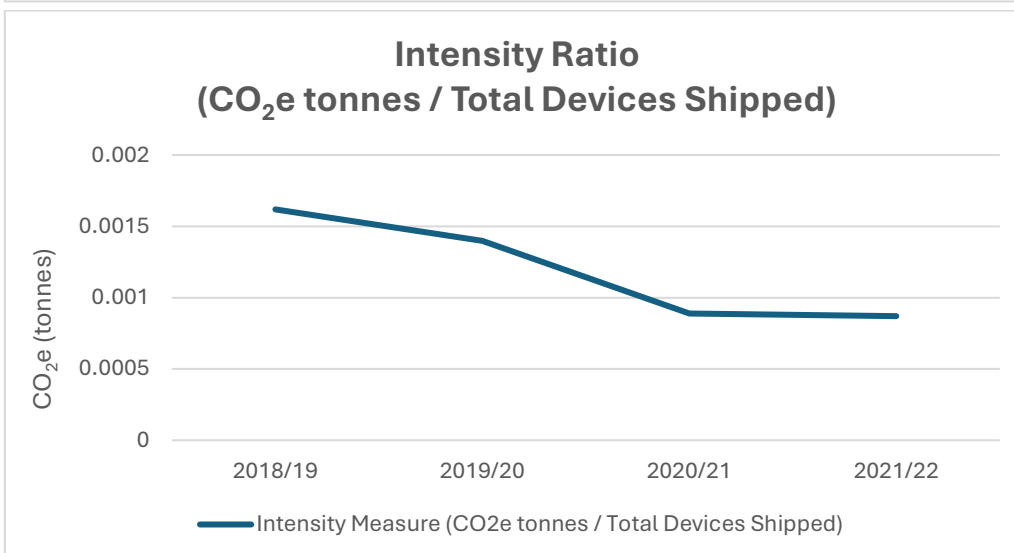
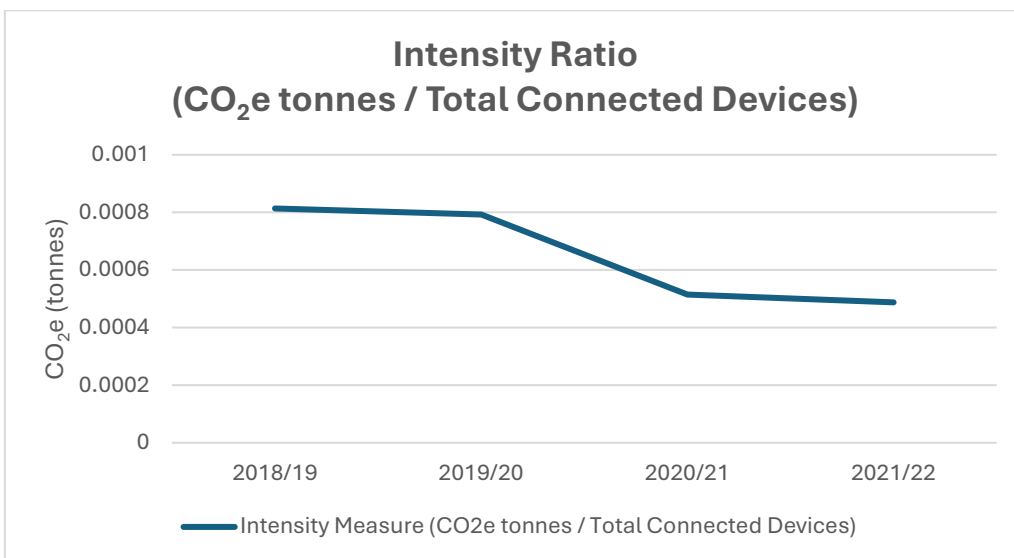
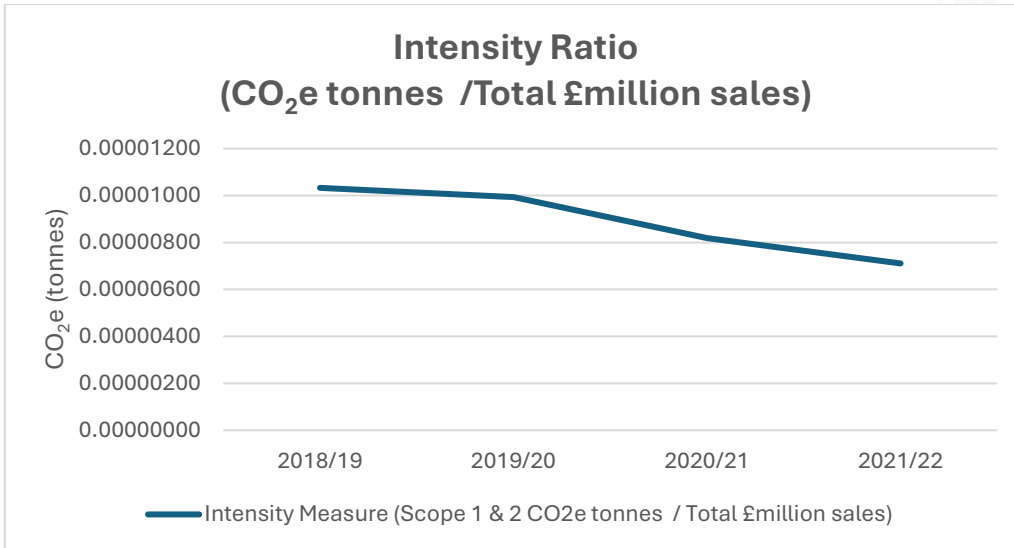
■ Total Scope 1 ■ Total Scope 2 - market based + heat and steam ■ Total Scope 3

2021 - Scope 3 Emissions by Category Tonnes CO₂e



- Cat 1: Purchased goods and services
- Cat 2: Capital goods
- Cat 3: Fuel and energy-related activities (not included in scope 1 or scope 2)
- Cat 4: Upstream transportation and distribution
- Cat 5: Waste generated in operations
- Cat 6: Business travel
- Cat 7: Employee commuting
- Cat 8: Upstream leased assets
- Cat 9: Downstream transportation and distribution
- Cat 10: Processing of sold products
- Cat 11: Use of sold products
- Cat 12: End-of-life treatment of sold products
- Cat 13: Downstream leased assets
- Cat 14: Franchises
- Cat 15: Investments





trakm8.com