

## **Carbon Reduction Plan in accordance with PPN 06/21**

### **Introduction**

The Trakm8 Group remains committed to fulfilling our share of the global responsibility to combat climate change and have now successfully registered with the Science Based Target Initiative's (SBTi). As part of this registration, we have committed to reduce GHG in line with climate temperature increases to below 1.5°C.

We understand that effective management of our CO<sub>2</sub>e emissions is of key importance and that our long-term success depends on sustainable business practices in all areas of our operations.

For many years, Trakm8's market leading solutions have helped customers reduce their impact on the environment and we are passionate about continuing this with both new and existing customers. We estimate that our current Fleet business alone saves in excess of 50,000 tonnes of CO<sub>2</sub> per year through improved behaviours and optimised use of assets, far outweighing our own emissions through trading.

The Trakm8 Group Board has given its full support to our continued efforts to further reduce our carbon footprint and we have made significant progress in recent years.

Our Scope 1 and Scope 2 emissions have been reduced by almost 20% since 2018.

Our long-term goal remains to reach Net Zero by 2050 or earlier.

The Group been certified to ISO14001 for almost a decade and our route to environmental sustainability has been ongoing for many years. We were successfully recommended for continued certification during our 2023 audits.



Jonathan Edwards  
Trakm8 Group Company Secretary

**SUPPLIER NAME:** Trakm8 Group

**PUBLICATION DATE:** September 2023

## Trakm8 Group

Trakm8 Group is a UK based technology leader in Fleet Management, Insurance Telematics, Connected Car, and Route Optimisation. Through IP owned technology, the Group uses AI data analytics collected from its installed base of telematics units to fine tune the algorithms that are used to produce its solutions; these monitor driver behaviour, identify crash events and monitor vehicle health to provide actionable insights to continuously improve the security and operational efficiency of both company fleets and private drivers.

The Group's product portfolio includes the latest data analytics and reporting portal (Trakm8 Insight), integrated telematics/cameras/optimisation, self-installed telematics units and one of the widest ranges of installed telematics devices. Trakm8 has over 348000 active device connections.

Headquartered in Coleshill near Birmingham alongside its manufacturing facility, the Group supplies to the Fleet, Optimisation, Insurance and Automotive sectors to many well-known customers in the UK and internationally.

Trakm8 has been listed on the AIM market of the London Stock Exchange since 2005. Trakm8 is also recognised with the LSE Green Economy Mark.

## Commitment to achieving Net Zero

Trakm8 Group technologies and services assist our customers in improving their own efficiency and environmental performance and achieving our target of reaching zero emissions by 2050 is important to our business. We are committed to fulfilling our role in meeting the UK government net zero ambitions and have signed up to the Science Based Target Initiative's (SBTi) Business Ambition for 1.5°C.



## Baseline Emissions Footprint

Baseline emissions are a record of the greenhouse gases that have been produced in the past and were produced prior to the introduction of any strategies to reduce emissions. Baseline emissions are the reference point against which emissions reduction can be measured.



### Baseline year Financial Year 2018

#### Additional Details relating to the Baseline Emissions calculations.

Following careful consideration, we have determined that FY 2018 is a suitable, solid baseline year that provides a representative view of our normal operations.

Years prior to 2018 were impacted by the Group's acquisition of Box Telematics, DCS Systems, Route Monkey and Roadsense which occurred between 2013 and 2015 and more recent years were obviously impacted by the global coronavirus pandemic which had significant impacts on the Group's operations as well as those of our customers and supply chain.

We have identified the methodology that we need to use to calculate each Scope 3 category and the data that we need to gather for each category.

Our GHG emissions inventory will follow the methods outlined in [GHG Reporting Protocol corporate standard](#) and [Corporate Value Chain \(Scope 3\) Standard](#).



#### Primary sources of emissions for each Scope and Category

Trakm8 emissions in each Scope and Category required under PPN 06/21 result from:

- Scope 1 emissions arise from purchased gas (for hot water and heating) and fuel for company fleet cars.
- Scope 2 emissions arise from purchased electricity.
- Scope 3 emissions reporting within this plan cover only the following categories as required under PPN 06/21:
  - Category 4 Upstream Transportation and Distribution
  - Category 5 Waste Generated in Operations
  - Category 6 Business Travel
  - Category 7 Employee Commuting
  - Category 9 Downstream Transportation and Distribution



### Baseline Year 2018 Emissions Data

<b>Baseline Year: FY 2018</b>	
<b>EMISSIONS TOTAL</b>	<b>Tonnes CO<sub>2</sub>e</b>
<b>Scope 1</b>	<b>112.71</b>
<b>Scope 2</b>	<b>148.50</b>
<b>Combined Scope 1 and 2</b>	<b>261.21</b>
<b>Scope 3 (Included Sources)</b>	
• Category 4 Upstream transportation and distribution	• 68.6
• Category 5 Waste generated in operations	• 25.1
• Category 6 Business travel	• 110.7
• Category 7 Employee commuting	• 140.3
• Category 9 Downstream transportation and distribution	• 83.4
<b>Total Scope 3 emissions (for included categories)</b>	<b>428.1</b>
<b>Total Emissions</b>	<b>689.3</b>

### FY 2022 Emissions Data

<b>FY 2022</b>			
<b>EMISSIONS TOTAL</b>	<b>Tonnes CO<sub>2</sub>e</b>	<b>Change from baseline. Tonnes CO<sub>2</sub>e</b>	<b>% change from baseline</b>
<b>Scope 1</b>	<b>65.7</b>	<b>-77.01</b>	<b>-41.71%</b>
<b>Scope 2</b>	<b>144.01</b>	<b>-4.49</b>	<b>-3.02%</b>
<b>Combined Scope 1 and 2</b>	<b>209.71</b>	<b>-81.5</b>	<b>-19.72%</b>
<b>Scope 3 (Included Sources)</b>			
• Category 4 Upstream transportation and distribution	• 90.48	+21.88	+31.90%
• Category 5 Waste generated in operations	• 21.64	-3.45	-13.75%
• Category 6 Business travel	• 19.22	-91.47	-82.63%
• Category 7 Employee commuting	• 77.94	-62.38	-44.45%
• Category 9 Downstream transportation and distribution	• 98.98	+15.62	+18.74%
<b>Total Scope 3 emissions (for included categories)</b>	<b>308.3</b>	<b>-119.8</b>	<b>-27.99%</b>
<b>Total Emissions</b>	<b>518</b>	<b>201.3</b>	<b>-24.85%</b>

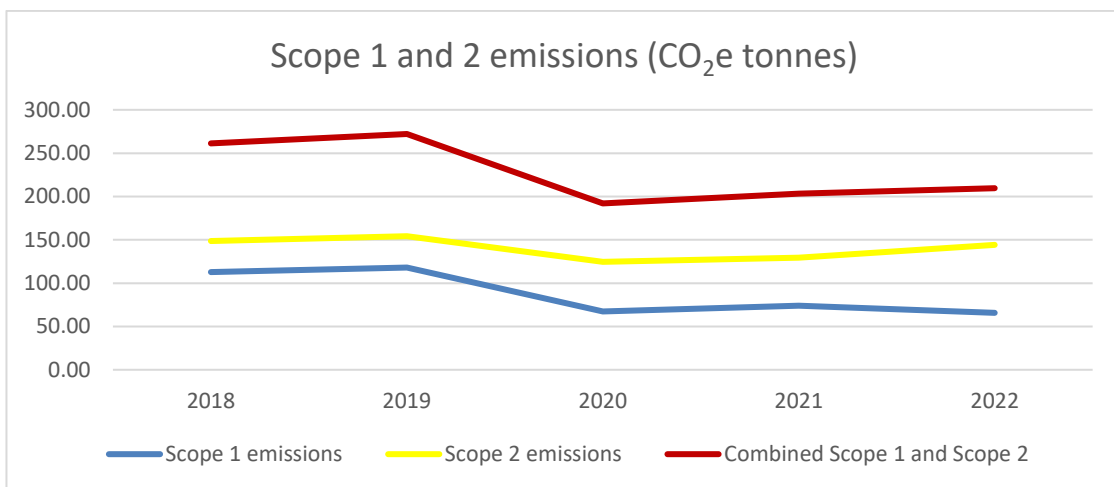
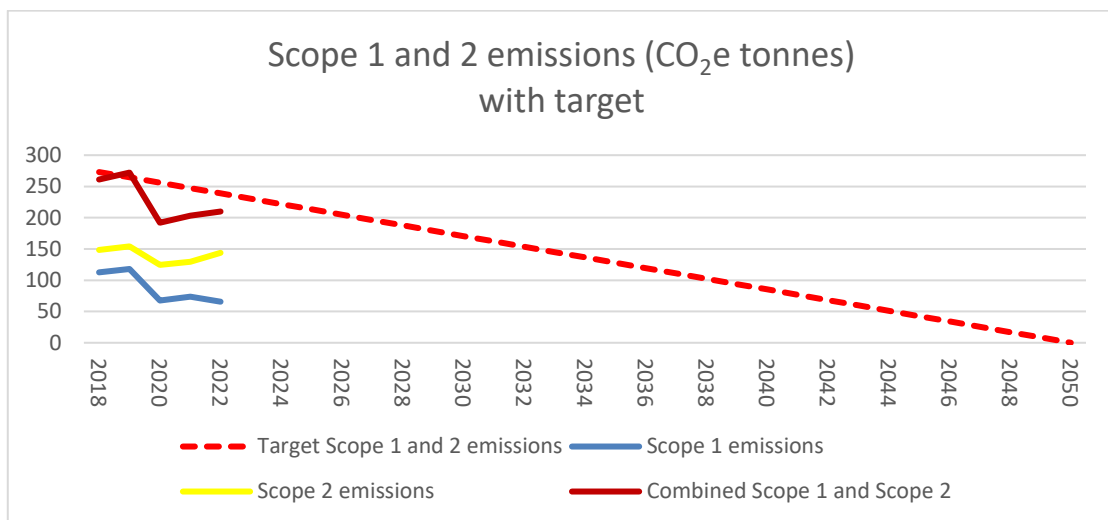
## Emissions reduction targets

In order to continue our progress to achieving Net Zero, we have adopted the following carbon reduction targets:

- Reduction of Scope 1 emissions by 33% or more within 5 years of baseline and by 50% by 2030
- Reduction of Scope 2 emissions by at least 25% or more within 5 years of baseline and by 50% by 2030

As a consequence of work planned to achieve these targets, we project that Scope 1 and Scope 2 carbon emissions will decrease by 25% within 5 years which represents a reduction in emissions of over 70tCO<sub>2</sub>e by 2023.

Progress against these Scope 1 and Scope 2 emission reduction targets since our baseline year can be seen in the graphs below:

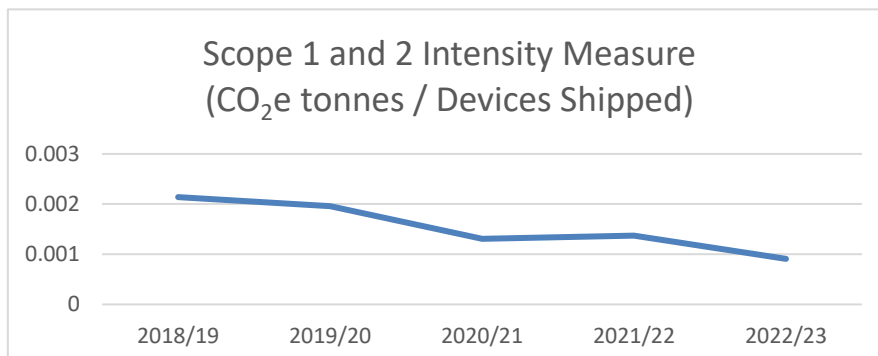
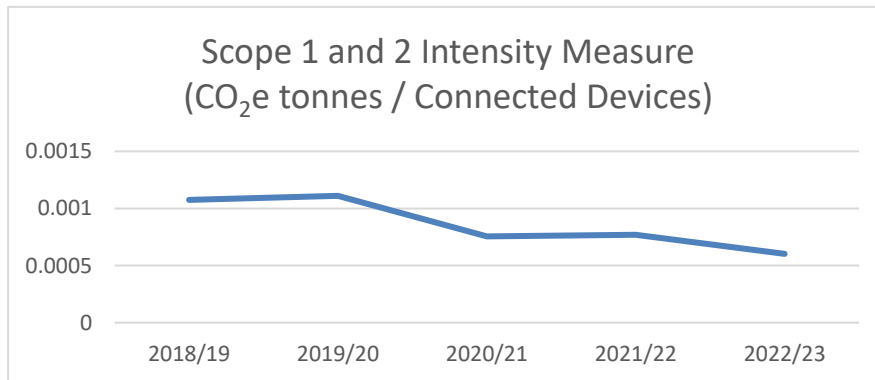


### Year on Year Changes in Emissions Data

EMISSIONS TOTAL (Tonnes CO <sub>2</sub> e)	2021	2022	Year on Year change
<b>Scope 1</b>	<b>73.8</b>	<b>65.7</b>	<b>-8.1</b>
<b>Scope 2</b>	<b>129.35</b>	<b>144.01</b>	<b>+14.7</b>
<b>Scope 3 (Included Sources)</b>	<b>203.17</b>	<b>209.71</b>	<b>+6.54</b>
• Category 4 Upstream transportation and distribution	• 53.8	• 90.5	• +36.7
• Category 5 Waste generated in operations	• 19.3	• 21.6	• +2.3
• Category 6 Business travel	• 13.5	• 19.22	• +5.7
• Category 7 Employee commuting	• 98.4	• 77.9	• -20.5
• Category 9 Downstream transportation and distribution	• 86.7	• 99	• +12.3
<b>Total Scope 3 emissions (for included categories)</b>	<b>271.7</b>	<b>308.3</b>	<b>+36.6</b>
<b>Total Emissions</b>	<b>474.9</b>	<b>518</b>	<b>+43</b>

The table above shows that there has been year on year (from 2021 to 2022) increases in emissions in a number of areas. This is due to a significant increase in the number of Telematics devices shipped to new customers and an equally strong increase in Telematics devices that are ‘live’ in the field.

To better understand this, we have developed a number of intensity measures which we believe will assist us in better managing our operations and associated emissions.



## **Carbon Reduction Projects**

### **Completed Scope 1 and Scope 2 Carbon Reduction Initiatives**

The following environmental management projects have been implemented since the 2018 baseline:

- Electrification of Company Car Fleet (switch to electric / hybrid)
  - Approx. 41% reduction in Scope 1 Mobile Combustion emissions
  - Reduction of approx. 42.65 tCO<sub>2</sub>e
  - Reductions in associated emissions from commuting and non-business use of company vehicles
- Improved Maintenance of gas boilers and increased awareness of usage by staff
  - Approx. 42% reduction in Scope 1 Stationary Combustion emissions
  - Reduction of approx. 4 tCO<sub>2</sub>e

Electricity use has decreased marginally since our baseline year (approx. 3 %) despite significantly higher production levels and increased use of electric vehicles.

Collectively, we have reduced our Scope 1 and Scope 2 emissions by approx. 97 tCO<sub>2</sub>e, which is a reduction of 19.72% against the 2018 baseline.

All measures outlined in this plan will be in effect when performing the contract.

### **Completed Scope 3 Carbon Reduction Initiatives**

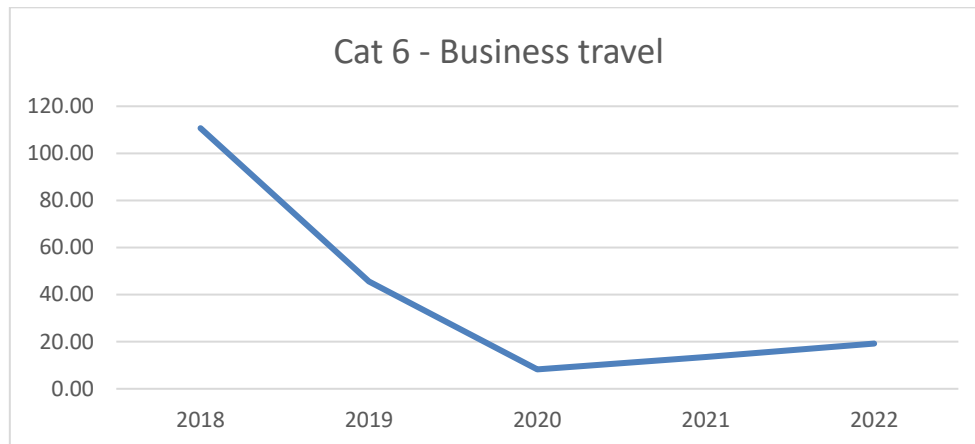
#### **Science Based Target Initiative (SBTi)**

During 2023, we formally completed our registration and validation with to the Science Based Target Initiative (SBTi).

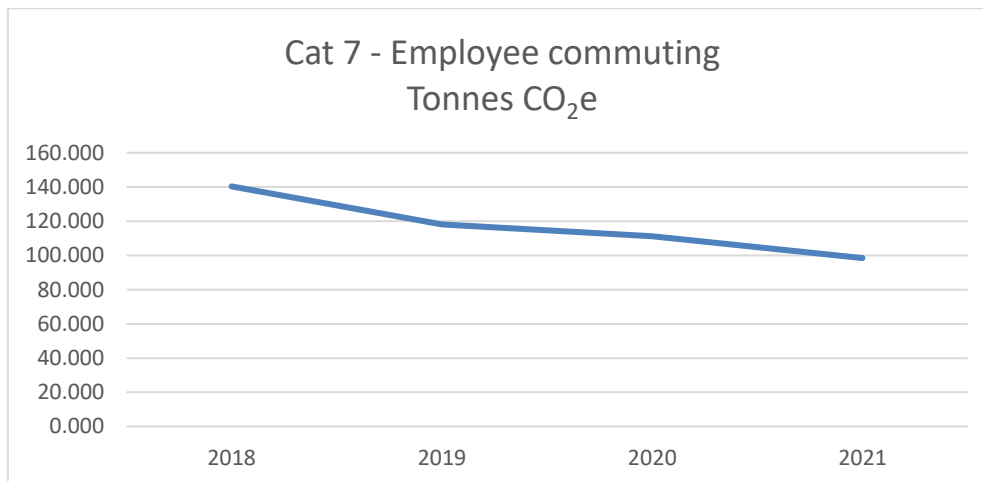
#### **Scope 3 reductions**

In addition to our efforts to reduce our Direct Scope 1 and Scope 2 emissions, we have invested significant effort in both improving our Indirect Scope 3 emission measures and in reducing our Scope 3 emissions.

- Reduction in Business Travel (increased use of technology for remote meetings and demonstrations etc.)
  - Approx. **83%** reduction Scope 3 (Category 6) emissions
  - Reduction of approx. **91.47 tCO<sub>2</sub>e**



- Re-organisation of working practices (increased home working)
- Use of Staff Commuting Survey to improve the quality of Scope 3, Category 7 (Commuting) data which had been estimated previously.
  - Approx. **44%** reduction in Scope 3 (Category 7) emissions
  - Reduction of approx. **62.38 tCO<sub>2</sub>e**



### Future Carbon Reduction Initiatives

In the future we hope to implement further measures such as:

- Transfer of electricity supplier to “Green Electricity” supply by 2030 or earlier
- Reduction in number of facilities used within the Group
- Investigation of potential salary sacrifice scheme to facilitate staff members acquiring electric vehicles (with anticipated reductions in emissions from business travel and commuting)
- Increases in the number of EOL devices returned for repair and/or refurbishment (with anticipated reductions in Scope 2 emissions; Scope 3 Cat 1 emissions; Scope 3 Cat 4 emissions; and Scope 3 Cat 12 emissions)



## Declaration and Sign Off

This carbon reduction plan has been completed in accordance with PPN 06/21 and associated guidance and reporting standard for Carbon Reduction Plans.

Emissions have been reported and recorded in accordance with the published reporting standard for Carbon Reduction Plans and the [GHG Reporting Protocol corporate standard](#) and uses the appropriate [Government emission conversion factors for greenhouse gas company reporting](#).

Scope 1 and Scope 2 emissions have been reported in accordance with SECR requirements, and the required subset of Scope 3 emissions have been reported (where available) in accordance with the published reporting standard for Carbon Reduction Plans and the [Corporate Value Chain \(Scope 3\) Standard](#).

Due to changes in data accuracy and calculation methods, an update to this plan has been published which details both the originally reported emissions data and the revised emissions data.

This Carbon Reduction Plan has been reviewed and signed off by the Trakm8 Board of Directors

### **Signed on behalf of the Supplier:**

Jonathan Luke Edwards

Trakm8 Group Company Secretary and Chief Financial Officer

11<sup>th</sup> September 2023